



Gypsy Jazz in the style of Django Reinhardt



**Hot!**

# Swing Songbook

**Click on any song to jump to it:**

**Keyboard Shortcuts--Jump to Top of Document**

**Windows:** CTRL + Home

**Mac:** CMD+UpArrow or CMD+Home

**Ipad:** Tap the status bar at the top of the screen

After You've Gone (lyrics) ..... 4

Ain't Misbehavin'(lyrics)..... 5

All of Me (lyrics)..... 6

Avalon (lyrics)..... 7

Bei Mir Bist Du Schon (lyrics)..... 8

Blue Drag ..... 9

Blue Skies (lyrics)..... 10

Blue en Mineur ..... 11

Bossa Dorado..... 12

Cheek to Cheek (lyrics)..... 13

Confessin' (lyrics)..... 14

Coquette (lyrics) ..... 15

Daphne..... 16

Djangology ..... 17

Don't Fence Me in (lyrics) ..... 18

Dream a Little Dream of Me (lyrics) ..... 19

Embraceable You (lyrics) ..... 20

Five Foot Two (lyrics)..... 21

Honeysuckle Rose (lyrics)..... 22

Hungaria..... 23

I Can't Give You Anything but Love (lyrics) ..... 24

I'll See You in My Dreams (lyrics) ..... 25

It Had to Be You (lyrics) ..... 26

It's Only a Paper Moon (lyrics) ..... 27

J'Attendrai ..... 28

Lady Be Good (lyrics)..... 29

Limehouse Blues (lyrics) ..... 30

Lulu Swing..... 31

Minor Swing..... 32

Mister Sandman (lyrics) ..... 33

Nuages ..... 34

Out of Nowhere (lyrics) ..... 35

Pennies from Heaven (lyrics) ..... 36

San Antonio Rose (lyrics)..... 37

Satin Doll (lyrics) ..... 38

Seul Ce Soir ..... 39

The Sheik of Araby (lyrics) ..... 40

Stranger in Paradise (lyrics)..... 41

Sweet Georgia Brown (lyrics)..... 42

Sweet Sue (lyrics) ..... 43

Sweet 42 ..... 44

Sweet Gitan..... 45

Till There Was You (lyrics) ..... 46

When I'm Sixty-four (lyrics) ..... 47

Chord Notation Variations ..... 48

Seven Swing Chord Shapes ..... 49

# AFTER YOU'VE GONE

-CREAMER, LAYTON

-SWING

**A**

C C-

Af - ter you've gone And Left me crying

G E7

Af - ter you've gone There's no de - ny - ing

A7 D7

You'll feel blue You'll feel sad

G

You'll miss the bestest pal. you've ever had

**B**

C C-

there'll come a time, now don't forget it

G E7

there'll come a time, when you'll regret it

Am. E7 Am Cm6

Oh Babe. think what you're do - ing

G B7 Em7 A7

You know my love for you will drive me to ru - in.

G E7. Am7 D7

Af - ter you've gone, af - ter you've gone a - way.

G G7

-MED. SWING

# AIN'T MISBEHAVIN'

-FATS WALLER 1929

**A**

C C#07 D-7 G7 C C7 F F-



No one to talk with, all by myself. No one to walk with, but I'm happy on the shelf.

C/E A7 D-7 G7 E7 A7 D7 G7



**A**

Ain't misbehavin', I'm savin' my love for you.

C C#07 D-7 G7 C C7 F F-



I know for certain, the one I love. I'm through with flirtin' it's just you I'm thinkin' of.

C A7 D-7 G7 C F C E7



**B**

Ain't misbehavin', I'm savin' my love for you.

A- F7 D7 A7



Like Jack Horner, in the corner, don't go nowhere, what do I care?

G G#07 A-7 D7 G7 A7 D7 G7



Your kiss- es are worth wait- ing for, be- lieve me.

**A**

C C#07 D-7 G7 C C7 F F-



I don't stay out late, don't care to go. I'm home about eight, just me and my radio.

C/E A7 D-7 G7 C E♭07 D-7 G7



Ain't misbehavin', I'm savin' my love for you.

# All Of Me

C E7

All of me - why not take (come on get) all of me

A7 Dm

Can t you see - I'm no good (just a mess) without you

E7 Am

Take my lips - I want to lose them

D7 Dm7 G7

Take (get a piece of) my (these) arms - I'll never use them

C E7

Your good-bye - left me with eyes that cry

A7 Dm

How can I - get along (ever make it) without you

F Fm C A7

(you know) you took (got) the part - that once was (used to be) my heart

Dm7 G7 C C

So why not - why not take all of me

-SWING

# AVALON

-VINCENT ROSE

**A**

**G-7** **C7**

I left my love in Av- a- lon be-

**F**

side the bay.

**B**

**G-7** **C7**

left my love in Av- a- lon, and

**F**

sailed a- way.

**C**

**D7**

dream of her and Av- a- lon from

**G-** **Bb-6**

dusk til dawn. And

**D**

**F** **D7**

so I think I'll tra- vel on to

**G-7** **C7** **F**

Av- a- lon

-SWING

# BEI MIR BIST DU SCHÖN

-SHALOM SECUNDA

INTRO

Of all the girls I've know, and I've known some. Until I first met you I was lonesome. And when you  
 You're really swell I have to ad- mit you, deserve expressions that really fit you. And so I've  
 came in sight dear, my heart grew light, and this old world seemed new to me.

**A** racked my brain, trying to explain, all the things that you do to me. Bei

**A-**  
 mir bist du schon, please let me ex- plain, bei  
 mir bist du schon means you're grand. Bei

**A-**  
 mir bist du schon, a- gain I'll ex- plain, it  
**B** means you're the fair- est in the land. I could say

**D-**  
 bel- la bel- la e- ven sehr wunder- bar. Each language  
**D-**  
**A** on- ly helps me tell you how grand you are. I've

**A-**  
 tried to ex- plain, bei mir bist du schon. So  
 kiss me and say you'll un- der- stand



-SLOW SWING

# BLUE DRAG

-JOE MYROW

**A**

D- /C B $\emptyset$ 7 B $\flat$ 7 D- /C B $\emptyset$ 7 B $\flat$ 7

D- E $\emptyset$ 7 B $\flat$ 7 A7 D- A7

**A**

D- /C B $\emptyset$ 7 B $\flat$ 7 D- /C B $\emptyset$ 7 B $\flat$ 7

D- E $\emptyset$ 7 B $\flat$ 7 A7 D-

**B**

G- D-

G- D- /C B $\flat$ 7 A7

**A**

D- /C B $\emptyset$ 7 B $\flat$ 7 D- /C B $\emptyset$ 7 B $\flat$ 7

D- E $\emptyset$ 7 B $\flat$ 7 A7 D- A7

# BLUE SKIES

-IRVING BERLIN 1926

-SWING

**A**

Blue skies smilin' at me Nothin' but

blue skies do I see

**A**

Blue - birds singin' a song Nothin' but

blue - birds all day long

**B**

Never saw the sun shinin' so bright Never saw things goin' so right

Noticing the days hurrying by When you're in love, my how they fly

**A**

Blue days, all of them gone Nothin' but

blue skies from now on

-SWING

# BLUES EN MINEUR

-DJANGO

1

Musical notation for the first system, measures 1-4. Chords: A-, D-6, A-, E7, A-, E7.

2

Musical notation for the second system, measures 5-8. Chords: A-, D-6, A-, E7, A-, E7.

# BOSSA DORADO

DORADO SCHMITT

**Dm** **E7**

**E7b9** **A7** **Dm** **E7b9** **A7**

5. 1. *Fine*

**Dm** **A7b9** **D7** **Gm**

9. 2.

**E7** **E7b9** **A7**

15. *To Top, Take 1st ending*

# CHEEK TO CHEEK

IRVING BERLIN

HEAV - EN, HEAV - EN, I'VE IN HEAV - EN, AND MY  
HEAV - EN, HEAV - EN, I'VE IN HEAV - EN, AND THE

5 HEART BEATS SO THAT I CAN HARD - LY SPEAK AND I  
CASES THAT LONG A - ROUND ME THRU THE ROCK SEEM TO

9 SEEM TO FIND THE RAP - I - NESS SEEK WHEN WE'RE  
VAN - ISH LIKE A GAMB - LEE'S LOOK - Y STEAK WHEN WE'RE

15 OUT TO - GETH - ER DANC - ING CHEEK TO CHEEK, OH, I  
OUT TO - GETH - ER DANC - ING CHEEK TO CHEEK,

17 LOVE TO CLIMB A MOUNTAIN, AND TO REACH THE HIGH - EST PEAK, BUT IT  
LOVE TO GO OUT FISH - ING IN A CIV - IL OR A CRACK, BUT I

21 DOES - NT TRELL ME HALF AS MUCH AS DANC - ING CHEEK TO CHEEK,  
DON'T EN - JOY IT HALF AS MUCH AS DANC - ING CHEEK TO CHEEK.

25 DANCE WITH ME, I WANT MY ARMS A - BOUT YOU, THE

29 DREAMS A - BOUT YOU WILL CAR - RY ME THRU TO

FORM: AABBCA

-SWING

# CONFESSIN'

(I'M CONFESSIN' THAT I LOVE YOU)

-NEIBERG, DAUGHERTY  
& REYNOLDS 1930

**A**

G F#7 G E7

I'm confessin that I love you tell me do you love me too?

A7 D7 G Bb07 A-7 D7

**A**

G F#7 G E7

I'm confessin that I need U honest I do, need U every moment.

A7 D7 G C- G

In ur eyes I read such strange things, but ur lips deny they're true,

**B**

G7 C

will your answer really change things making me blue?

A7 D7

I'm afraid someday you'll leave me, saying "can't we still be friends"

**A**

G F#7 G E7

If you go you know you'll grieve me, All in life on you de - pends

A7 D7 G C- G D7

Am I guessin' that you love me, dreaming dreams of you in vain,

Gmaj7

I'm confessin' that I love you, over a - gain.

# COQUETTE

-GREEN, KAHN, LOMBARDO 1928

-SWING

**A**

**D** **E-7** **A7**

Hear me, why you keep fooling. Little coquette,

**E-7** **A7** **D** **B7** **E-7** **A7**

making fun of the one who loves you

**D** **E-7** **A7**

Breaking hearts you are ruling. Little coquette,

**E-7** **A7** **D**

true hearts tenderly dreaming of you.

**B**

**A-7** **D7** **G**

Someday you'll fall in love as I fell in love with you.

**B-7** **E7** **E-7** **A7**

**A**

**D** **E-7** **A7**

Maybe the one you love will just be fooling too.

And when you are alone with all your regrets,

**E-7** **A7** **D** **B7** **E-7** **A7**

You know, my little coquette, I love you.

# DAPHNE

DIANGO/ GRAPPELLI

Note: Bars 5-8 are often played as an intro to this tune, and the melody is often played in octaves.

O Bm Em A7 O Bm Em A7

O D7 G G#dim O Bm Em A7 O A7 O

E♭ Cm Fm B♭7 E♭ Cm Fm B♭7

E♭ Cm Fm B♭7 E♭ A7  
To top, Take 2nd ending



-SWING

# DJANGOLOGY

-DJANGO

A

Musical notation for the first system of the A section. It consists of a treble clef staff with a key signature of one sharp (F#) and a 4/4 time signature. The melody is written in eighth notes with a swing feel. Chords are indicated above the staff: A7, D7, G, and Bb07.

Musical notation for the second system of the A section. It consists of a bass clef staff with a key signature of one sharp (F#). The bass line is written in quarter notes. Chords are indicated above the staff: A-7, D7, and G.

A

Musical notation for the first system of the second A section. It consists of a treble clef staff with a key signature of one sharp (F#) and a 4/4 time signature. The melody is written in eighth notes with a swing feel. Chords are indicated above the staff: A7, D7, G, and Bb07.

Musical notation for the second system of the second A section. It consists of a bass clef staff with a key signature of one sharp (F#). The bass line is written in quarter notes. Chords are indicated above the staff: A-7, D7, and G.

B

Musical notation for the B section. It consists of a treble clef staff with a key signature of two flats (Bb, Eb) and a 4/4 time signature. The melody is written in eighth notes with a swing feel. Chords are indicated above the staff: Ab, Eb7, Ab, A, E7, and A.

A

Musical notation for the first system of the third A section. It consists of a treble clef staff with a key signature of one sharp (F#) and a 4/4 time signature. The melody is written in eighth notes with a swing feel. Chords are indicated above the staff: A7, D7, G, and Bb07.

Musical notation for the second system of the third A section. It consists of a bass clef staff with a key signature of one sharp (F#). The bass line is written in quarter notes. Chords are indicated above the staff: A-7, D7, and G.

# Don't Fence Me In



Oh give me land lots of land un-der star-ryskies a-bove. - Don't fence me in. - Let me



ride through the wide o-pen coun-try that I love. - Don't fence me in. - Let me



be by my-self in the eve-nin' bre-eze. Li-sten to the mur-mur of the cot-ton - wood trees. -



Send me off for-ev - er but I ask you please, - Don't fence me in. - Just turn me



loose, let me strad-dle my old sad-dle un-der-neath the west-ern skies. On my cay-



use, let me wan-der o-ver yon-der. till I see the moun-tains rise - - - I want to



ride to the ridge where the West com-menc-es. Gaze at the moon 'til I lose my sen-ses.



Can't look at hob-bles and I can't stand fenc-es. Don't fence me in.

# Dream a Little Dream of Me

## [Intro]

C B7 Ab7 G7 x2

## [Verse 1]

C B7 Ab7 G7  
Stars shining bright above you.  
C B7 A7  
Night breezes seem to whisper "I love you."  
F Fm  
Birds singing in the sycamore tree.  
C Ab7 G7  
Dream a little dream of me.

## [Verse 2]

C B7 Ab7 G7  
Say "Nightie-night" and kiss me.  
C B7 A7  
Just hold me tight and tell me you'll miss me.  
F Fm  
While I'm alone and blue as can be,  
C Ab7 G7 C E7  
Dream a little dream of me.

## [Bridge]

A F#m Bm E7  
Stars fading, but I linger on, dear,  
A F#m Bm E7  
Still craving your kiss,  
A F#m Bm E7  
I'm longing to linger till dawn, dear,  
A F#m Ab7 G7  
Just saying this.

## [Verse 3]

C B7 Ab7 G7  
Sweet dreams till sunbeams find you.  
C B7 A7  
Sweet dreams that leave all worries behind you,  
F Fm  
But in your dreams whatever they be.  
C Ab7 G7 C  
Dream a little dream of me.

# EMBRACEABLE YOU

-SWING

-GERSHWIN

A

G B<sup>b</sup>07 A-7 D7

Em- brace me, my sweet em- brace- a- ble you.

A-7 C-6 G B7

Em- brace me, you ir- re- place- a- ble you.

E- C#07 F#7 B- F#7 B- A7

Just one look at you my heart grew tip- sy in me.

D D#07 E-7 A7 A-7 D7

You and you a- lone bring out the gyp- sy in me,

B

G B<sup>b</sup>07 A-7 D7

I love all the ma- ny charms a- bout you.

A-7 C-6 G D-7 G7

A- bove all, I want these arms a- bout you.

C F#07 B7 E-7 A7

Don't be a naughty ba- by Come to papa come to papa do.

G E7 A07 D7 G A-7 D7

My sweet em- brace- a- ble you.

# Five Foot Two

**C** **E7** **A7**  
 1a Five foot two, 2a eyes of blue, but oh 3a what those five foot can do. Has  
**D7** **G7** **C** **G**  
 an- y- bo- dy seen my gal?  
**C** **E7** **A7**  
 Turned up nose, turned down hose, flap- per yes sir one of those, has  
**D7** **G7** **C** **F7** **C**  
 an- y- bo- dy seen my gal? So if you  
**E7** **A7**  
 run in- to, a five foot two cov- ered with fur,  
**D7** **G7**  
 diamond rings, and all those things. Bet your life it isn't her. But  
**C** **E7** **A7**  
 25a Could she love, could she woo, could she could she could she coo? Has  
**D7** **G7** **C** **G7**  
 an- y- bo- dy seen my gal?

# Honeysuckle Rose

Lyric by Andy Razaf  
Music by Thomas Waller

Medium (-Up) Swing

**A**  $GMI^7$   $C^7$  % % %

Ev - 'ry hon - ey - bee fills with jeal - ous - y when they see you out with me, I don't blame them,

$F^6$   $F^7/A$   $Bb^6$   $C^7$   $F^6$   $Bb^7$   $AMI^7$   $D^7$

good - ness knows, Hon - ey - suck - le Rose.

$GMI^7$   $C^7$  % % %

When you're pass - in' by flow - ers droop and sigh, And I know the reas - on why, You're much sweet - er,

$F^6$   $F^7/A$   $Bb^6$   $C^7$   $F^6$   $(C^7)$   $F^6$

good - ness knows, Hon - ey - suck - le Rose.

**B**  $F^7$   $CMI^7$   $F^7$   $Bb^6$

Don't buy sug - ar, You just have to touch my cup;

$G^7$   $C^7$

You're my sug - ar, it's sweet when you stir it up.

**C**  $GMI^7$   $C^7$   $(AbMI^7)$   $D(b^7)$  % % %

When I'm tak - in' sips from your tas - ty lips, Seems the hon - ey fair - ly drips, You're con - fec - tion,

$F^6$   $F^7/A$   $Bb^6$   $C^7$   $F^6$   $(AMI^7)$   $D^7$

good - ness knows, Hon - ey - suck - le Rose.

-SWING

# HUNGARIA

-DJANGO

INTRO

G D7/A G/B C-6 G/B D7/A G

A

G A<sup>b</sup>

G E7

A7 D7+

G/B B<sup>b</sup>07 A-7 D7

B

G A<sup>b</sup>

G E7

A- C-6 G/B E7

A-7 D7 G G#07 A-7 D7


# I CAN'T GIVE YOU ANYTHING BUT LOVE (IN G)

G G/B B<sup>b</sup>07 Am<sup>7</sup> D<sup>7</sup>




I can't. give you anything but love baby

5 G G/B B<sup>b</sup>07 Am<sup>7</sup> D<sup>7</sup>



Thats the only thing theres plenty of. baby

9 G<sup>7</sup> C



dream awhile. scheme awhile. youre sure. to. find

13 A<sup>7</sup> D<sup>7</sup>



happiness and. I guess all those things youve. always pined for

17 G G/B B<sup>b</sup>07 Am<sup>7</sup> D<sup>7</sup>



gee. I. llove to see. you looking. swell baby

21 G<sup>7</sup> C



Diamond bracelets walmart doesnt sell baby

25 C C<sup>#</sup>07 G E<sup>7</sup>



till. that lucky day you. know. darn. well baby

29 Am<sup>7</sup> D<sup>7</sup> G (D<sup>7</sup>)



I cant give you. anything but love



I'll See You In My Dreams

F F6 FM7 F6 (4 times)  
 F F6 FM7 F6 D7 D D9 D  
 Tho' the days are long Twilight sings a song  
 G7 Bbm6 C F F6 FM7 F6 Am E7  
 Of the happiness that used to be Soon my eyes will close  
 Am C C#dim Dm G7 C CM7 C7  
 Soon I'll find repose, And in dreams you're always near to me

**I'LL SEE YOU IN MY DREAMS**

-SWING

-JONES & KAHN

**A**  $8^b$   $8^b-6$

I'll see you in my dreams  
 Hold you in my dreams  
 Some one took you out of my arms  
**B**  $8^b$   $8^b-6$   
 Still I feel the thrill of your charms  
 Lips that once were mine  
 Tender eyes that shine  
 They will light my way to-night. I'll  
 $8^b$   $8^07$   $C^7$   $F$   $F^7$   
 see see you. in in my. dreams dreams  
 see you. in my. dreams

-SWING

# IT HAD TO BE YOU

-ISHAM JONES

**A**

G E7

It had to be you It had to be you I wandered around

A7

and finally found the somebody who could make me be true

D7 B7 E-

could make me be blue and even be glad

A7 D7

**B** just to be sad thinking of you some others I've seen

G E7

might never be mean might even be cross

A7

or try to be boss, but they wouldn't do. For nobody else

C Cm G B7 E-

gives me the thrill, with all your faults dear I love U still it had to be you

A7 D7 G B<sup>b</sup>07 A-7 D7


won-der-ful you it had to be you

-SWING

# IT'S ONLY A PAPER MOON

-HAROLD ARLEN  
1933

**A** C C#07 D-7 G7 D-7 G7 C




Say, it's only a paper moon, Sailing over a cardboard sea

C7 F F- G7 C G7




**A** But it wouldn't be make-believe, If you believed in me

C C#07 D-7 G7 D-7 G7 C




Yes, it's only a canvas sky, Hanging over a muslin tree

C7 F F- G7 C C7



**B** But it wouldn't be make-believe, If you believed in me. With-

F F#07 C A7 D-7 G7 C C7




-out your love, It's a honky-tonk parade With-

F F#07 C E07 A7 D-7 G7




**A** out your love, It's a melody played in a penny arcade

C C#07 D-7 G7 D-7 G7 C



It's a Barnum and Bailey world, Just as phony as it can be

C7 F F- G7 C G7



But it wouldn't be make-believe, If you believed in me!

J'Attendrai

# J'ATTENDRAI

-DINO OLIVERI

-EASY SWING

(TORNERAI)

A

C B7

C C#07 D-7 A7

D-

G7 C C#07 D-7 G7

8

C7 F F-

C C/E Eb07 D-7 G7

C C#07 D-7 G7

# LADY, BE GOOD

-GERSHWIN 1924

-SWING

**A**

G C7 G G/B B<sup>b</sup>07

Oh sweet and lovely. lady be good Oh

A-7 D7 G B<sup>b</sup>07 A-7 D7

Lady Be Good. To Me

**A**

G C7 G G/B B<sup>b</sup>07

I am so Awfully misunderstood So

A-7 D7 G D-7 G7

Lady Be Good. To Me

**B**

C C#07 G

Oh please Have. Some pity.

A7 D7

I'm all alone in this big city. Tell You

**A**

G C7 G G/B B<sup>b</sup>07

I'm Just A Lone - some Babe in. The Woods. Oh

A-7 D7 G G#07 A-7 D7

La- dy be good. to me.


# Limehouse Blues

music: Ph.Braham

words: D.Furber

Fast (♩=130)

C7



Oh, Lime - house Kid! Oh, oh, oh, Lime - house Kid!

5

A7



Go - ing the way that the rest of them did.

9

G B7 Em7



Poor bro - ken blos - - som, and no - bo - dy's child;

13

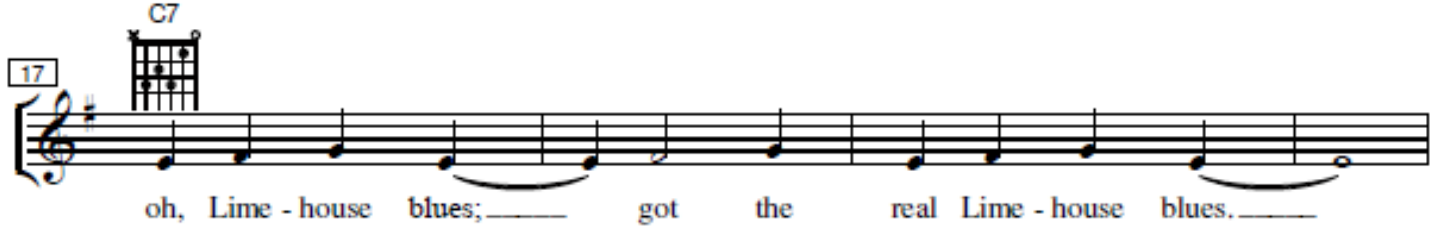
A7 D7 G7



Haunt - ing and taunt - - ing, you're just kind of wild. Oh, oh,

17


C7



oh, Lime - house blues; got the real Lime - house blues.

21

A7 G



Can't seem to shake off those sad Chi - na blues. Rings on your fin -

26

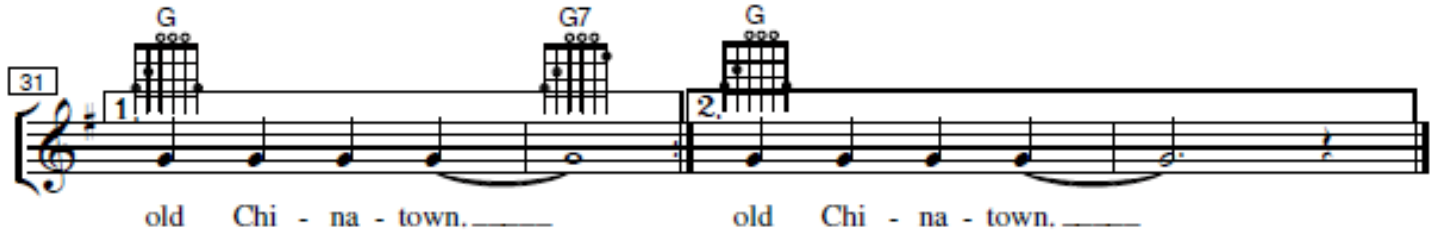
E7 Am Am7 D7



- gers and tears for your crown: That is the sto - - ry of

31

G G7 G



old Chi - na - town. old Chi - na - town.

# LULU SWING

-SWING

-LULU REINHARDT

A

D E7

E-7 A7

BREAK

D B-7 E-7 A7

A

D E7

E-7 A7 D D7

B

G G#07 D

E7 Eb7 A7

A

D E7

E-7 A7 D E-7 A7

# MINOR SWING

OSANGO

## INTRO, NO CHORD

Played 3x

E7

Bass line, or soloing begins

Musical notation for the Intro section. The treble clef staff shows a melodic line starting with a quarter note G4, followed by eighth notes A4, B4, and C5. The bass clef staff shows a bass line with fret numbers 7, 5, 5, 7, 6, 5, and 5.

## SOLO SECTION

AH

DH

E7

AH

Musical notation for the first staff of the Solo Section, starting at measure 5. The treble clef staff shows a melodic line.

DH

AH

E7

AH

Musical notation for the second staff of the Solo Section, starting at measure 13. The treble clef staff shows a melodic line.

## OUTRO

AH

DH

E7

Musical notation for the first staff of the Outro section, starting at measure 21. The treble clef staff shows a melodic line, and the bass clef staff shows a bass line with fret numbers 7, 5, 5, 7, 5, 5, 7, 6, 5, 7, 6, 5, 5, 5, 4, 7, 5, 4, 7, 8.

AH

E7

(No Chord)

AH

Musical notation for the second staff of the Outro section, starting at measure 27. The treble clef staff shows a melodic line, and the bass clef staff shows a bass line with fret numbers 5, 5, 5, 7, 5, 4, 5, 4, 5, 6, 7, 8, 9, 10.



Mister Sandman (Lyrics)

-SWING

# MISTER SANDMAN

-PAT BALLARD 1954  
ALA THE CHORDETTES

**INTRO**

Chords: C, A-7, D-7, <sup>1</sup>G7, <sup>2</sup>G7

Mister

**A** Chords: C, E7, B7, A7

Sandman bring me a dream.

Chords: D7, G7

make him the cut-est that I've ev-er seen.

Chords: C, A7, G7

Give him two lips like ros-es and cle-ver.

**B** Chords: C, B7, A7

Then tell him that his lonesome nights are o-ver.

Sandman, I'm so a-lone.

Chords: D-, Fm

Don't have no-bo-dy to call my own.

Chords: C, Dm7, G7, C (repeat intro)

Please turn on your ma-gic beam. Mis-ter

Sand-man bring me a dream.

Chords: C, Dm7, G7, C, Dm7, G7, C

Chords: Dm7, G7, C

# NUAGES

(CLOUDS)

-BALLAD

-DTANGO

**A**

**E<sup>b</sup>7 D7 G**

**E<sup>b</sup>7 D7 G**

**F<sup>#</sup>Ø7 B7 E-**

**A7 A<sup>b</sup>7 A7 D7 E<sup>b</sup>7 D7**

**B**

**E<sup>b</sup>7 D7 G**

**A<sup>b</sup>7 G7 C**

**C- G**

**E<sup>b</sup>7 D7 G C- G**

-SWING

# OUT OF NOWHERE

-GREEN & HEYMAN

**A**

**G** **E<sup>b</sup>7**

You came to me from out of no- where.

**G** **E7**

You took my heart and found it free.

**A-** **E7** **A-**

Wonderful dreams, wonderful schemes from no- where,

**E<sup>b</sup>7** **D7**

made every hour sweet as a flo- wer to me.

**B**

**G** **E<sup>b</sup>7**

If you should go back to your no- where,

**G** **E7**

leav- ing me with a mem- o- ry.

**A-** **E7** **A-** **C-6**

I'll al- ways wait for your re- turn out of no- where,

**G/8** **B<sup>b</sup>07** **A-7** **D7** **G** **A-7** **D7**

ho- ping you'll bring your love to me.

-SWING

# PENNIES FROM HEAVEN

-JOHNSON &  
BURKE 1936

A

C D-7 E-7 E<sup>b</sup>07 D-7 G7

Ev- ery time it rains, it rains pennies from hea- ven.

C D-7 E-7 E<sup>b</sup>07 D-7 G7

Don't ya know each cloud contains pennies from hea- ven?

C<sup>7</sup> F

You'll find your fort- une fal- lin' all o- ver town.

D<sup>7</sup> G<sup>7</sup>

Be sure that your um- brel- la is up- side down.

B

C D-7 E-7 E<sup>b</sup>07 D-7 G7

Trade them for a package of sunshine and flowers.

C<sup>7</sup> F

If you want the things you love, you must have showers.

F B<sup>b</sup>7 C A<sup>7</sup>

So when you hear it thun- der Don't run under a tree. They'll be

D-7 D<sup>7</sup> G<sup>7</sup> C E<sup>b</sup>07 D-7 G<sup>7</sup>

pennies from heaven for you and me.

## San Antonio Rose - Bob Wills

**G** **G7** **C** **A7**  
Deep within my heart lies a melody,

**D** **G**  
A song of old San An - tone.

**G7** **C** **A7**  
Where in dreams I live with a memory,

**D** **G**  
Beneath the stars all alone.

**G** **C** **A7**  
It was there I found beside the Alamo

**D** **G**  
Enchantment strange as the blue up above.

**G** **C** **A7**  
A moonlit pass only she would know,

**D** **G**  
Still hears my broken song of love.

### CHORUS:

**D** **A7**  
Moon in all your splendor, know only my heart

**A7** **D**  
Call back my Rose, Rose of San Antone.

**A7** **A7**  
Lips so sweet and tender, like petals falling apart.

**A7** **D** **D7**  
Speak once a - gain of my love, my own.

**G** **G7** **C** **A7**  
Bro-o-o-ken song, empty words I know

**D** **G**  
still live in my heart all a - lone

**G** **C** **A7**  
For that moonlit pass by the Alamo,

**D** **G**  
and Rose, my Rose of San Antone.

### Repeat Twice

Rose.. My Rose of San Antone...Then Out.....

# Satin Doll

Duke Ellington  
Billy Strayhorn  
Johnny Mercer

Med. Swing

(Intro)

(pn.)

(C/G)

(A7)

(sample bass line)

**A**

D<sup>Mi7</sup> G<sup>7</sup> D<sup>Mi7</sup> G<sup>7</sup> E<sup>Mi7</sup> A<sup>7</sup> E<sup>Mi7</sup> A<sup>7</sup>

Cig-a-rette hold - es which wigs me. O- ver her should - er, she digs me,

(A<sup>Mi7(b5)</sup> D<sup>7</sup> A<sup>Mi9</sup> D<sup>9</sup>)

D<sup>7</sup> D<sup>b9</sup>(?) C<sup>MA7</sup> (A<sup>7</sup>)

Out cat - tin', that Sat - in Doll.

D<sup>Mi7</sup> G<sup>7</sup> D<sup>Mi7</sup> G<sup>7</sup> E<sup>Mi7</sup> A<sup>7</sup> E<sup>Mi7</sup> A<sup>7</sup>

Ba - by shall we - go out skip-pin', Care-ful, a - mi - go, you're flip-pin',

(A<sup>Mi7(b5)</sup> D<sup>7</sup> A<sup>Mi9</sup> D<sup>b9</sup> D<sup>9</sup>)

D<sup>7</sup> D<sup>b9</sup>(?) C<sup>MA7</sup>

Speaks Lat - in, that Sat - in Doll. She's

**B**

G<sup>Mi7</sup> C<sup>7</sup> G<sup>Mi7</sup> C<sup>7</sup> F<sup>MA7</sup>

no - bod-y's Fool? I'm play - ing it cool as can be, I'll

give it a whirl - but I ain't for no girl - catch-ing me. Switch - e-roo-ney,

(spoken)

A<sup>Mi7</sup> D<sup>7</sup> A<sup>Mi7</sup> G<sup>7</sup> G<sup>7</sup>

**C**

D<sup>Mi7</sup> G<sup>7</sup> D<sup>Mi7</sup> G<sup>7</sup> E<sup>Mi7</sup> A<sup>7</sup> E<sup>Mi7</sup> A<sup>7</sup>

Tel - ephone num - bers, well, you know, Do - ing my rhum - bas with u - no,

(A<sup>Mi7(b5)</sup> D<sup>7</sup> A<sup>Mi9</sup> D<sup>b9</sup>)

D<sup>7</sup> D<sup>b9</sup> C<sup>MA7</sup> (E<sup>Mi7</sup> A<sup>7</sup>)

And that 'n' my Sat - in Doll.

Solo on form (ABC)  
After solos, play head (ABC)  
then D.C. al Coda.

(C/G)

N.C.

A<sup>Mi7(b5)</sup> may be played as A<sup>Mi7</sup>.  
Bass plays in 2 for letters A and C of the head, walks in 4 for letter B and for solos.  
©1953, 1958 Tempo Music & Duke Ellington Music. Used by Permission

-EASY SWING

# SEUL CE SOIR

(I AM ALONE THIS EVENING)

-DURAND,  
CASSANOVA  
& GROSTEAN

A C B7  
 C A7  
 D-7 G7 C A-7  
 B7 E-7 E<sup>b</sup>07 D-7 G7  
B C B7  
 C A7  
 F F- C A7+  
 D-7 G7 C C<sup>#</sup>07 D-7 G7

The musical score is written in 4/4 time and consists of two systems of four staves each. The first system begins with a boxed letter 'A' above the first staff. The second system begins with a boxed letter 'B' above the first staff. The music features a melodic line with several triplet markings (indicated by a '3' over a group of notes) and various guitar chords. The chords are: C, B7, C, A7, D-7, G7, C, A-7, B7, E-7, E<sup>b</sup>07, D-7, G7, C, B7, C, A7, F, F-, C, A7+, D-7, G7, C, C<sup>#</sup>07, D-7, G7.

-SWING

# THE SHEIK OF ARABY

-SMITH, WHEELER  
& SNYDER 1921

**A**

*B<sup>b</sup> 807 C-7 F7*

I'm the shiek of Ar- a- by. Your

*C-7 F7 B<sup>b</sup>*

heart be- longs to me. At

*B<sup>b</sup>/D D<sup>b</sup>07 C-7 F7*

night when you're a- sleep, in-

*C-7 F7 B<sup>b</sup> 807 C-7 F7*

to your bed I'll creep. The

**B**

*B<sup>b</sup> 807 C-7 F7*

moon and stars a- bove will

*C-7 F7 E<sup>b</sup>7 D7*

light our way to love. You'll

*G7+ C7*

rule the world with me. I'm the

*C-7 F7 B<sup>b</sup> 807 C-7 F7*

shiek of Ar- a- by.



FORM: A B A

-SWING OR LATIN  
0211.

# STRANGER IN PARADISE

-WRIGHT & FORREST  
BORODIN THEME  
2013

0001

(FROM 'KISMET' 1953) 2010

**A**

G-7 C7 F D-7

Take my hand fervent prayer I'm a stranger in Paradise. All. lost in a  
Of a stranger in paradise Don't send me in

G-7 Bb-6 C7 F A-7 D7

wonder - land. A stranger in paradise. If I stand  
dark despair From all that I hunger for But open Your

G-7 C7 F D-7

starry - eyed, That's a danger in paradise. For mortals who  
angel's arms to this stranger in paradise And tell him

G-7 Bb-6 C7 F

stand beside an angel like you (EIN) I saw your  
that he need be A stranger no more

**B** D7 GbMA7

face and I ascended. Out of the

C7 F Bb-

com - mon - place into the rare. somewhere In

DMA7 GMA7

space I hang sus - pend - ed until I

G-7 C7 F A-7 D7

know there's a chance that you care Won't you answer this

D.C. AL FIN

-SWING

# SWEET GEORGIA BROWN

-M. PINKARD  
& K. CASEY  
1925

[A] (Key of G, ignore key signature and notes.)

**E7**

No gal made has got a shade on Sweet Georgia Brown.

**A7**

Two left feet, but oh so neat has Sweet Georgia Brown.

**D7**

They all sigh and wanna die for Sweet Georgia Brown, I'll tell you just,

**G****B7**

[B] Why. You know I don't lie, well not much.

**E7**

It's been said she knocks 'em dead when she lands in town.

**A7**

Since she came why it's a shame how she cools 'em down.

**Em7****B7****Em7****B7**

Fellas she can't get must be fellas she ain't met.

**G7****F#7****F7****E7****A7****D7****G**

Georgia claimed her, Georgia named her Sweet Georgia Brown.

-SWING

# SWEET SUE

-VICTOR YOUNG

**A**

Every star above knows the one I love sweet

Sue just you And the

**A**

moon a - bove knows the reason why sweet

Sue it's you No one

**B**

else it seems ever shares my dreams And with-

-out you dear I don't know what I'd do In this

**A**

heart of mine you live all the time sweet

Sue just you

Chords: A-7, D7, A-7, D7, G, A-7, D7, G, G/B, Bb07, A-7, D7, A-7, D7, G, A-7, D7, G, G7, F#7, F7, E7, A-7, C-6, A-7, D7, A-7, D7, G, C7, G, G/B, Bb07

-MED. SWING

# SWING 42

-DJANGO

A

C A-7 D-7 G7 E-7 A-7 D-7 G7  
 G-6 A7 D-7 G7 C A-7 D-7 G7

A

C A-7 D-7 G7 E-7 A-7 D-7 G7  
 G-6 A7 D-7 G7 C F#-7 B7

B

E C#-7 F#-7 B7 E C#-7 F#-7 B7  
 E C#-7 F#-7 B7 E D-7 G7

A

C A-7 D-7 G7 E-7 A-7 D-7 G7  
 G-6 A7 D-7 G7 C C#07 D-7 G7

-SWING

# SWING GITAN

-ANGELO DEBARRE

A

G- A7

D7 G-

A<sup>b</sup> G-

A7 D7

B

G- A7

D7 G-

A<sup>b</sup> G-

A7 D7 G- D7

# Till There Was You

F Cdim Gm C7/9. (twice)

**F Cdim Gm Bbm**

There were bells on a hill, But I never heard them ringing. No I

**F Am G#m Gm C7/9 F Gm C7/9**

never heard them at all Till there was you There were

**F Cdim Gm Bbm**

birds in the sky, But I never saw them winging. No I

**F Am G#m Gm C7/9 F F7**

never saw them at all, Till there was you. Then there was

**Bb Bbm F D7**

music and wonderful roses They tell me in

**Gm Gm7+ G7 C7 C7/5+**

sweet fragrant meadows of dawn and you. There was

**F Cdim Gm Bbm**

love all around But I never heard it singing. No I

**F Am G#m Gm C7/9 F Gm C7/9**

never heard it at all. Till there was you

# WHEN I'M SIXTY FOUR

BEATLES

**C** **G7**  
 When I get older, losing my hair, many years from now  
**G7**  
 Will you still be sending me a valentine  
**G7** **C**  
 Birthday greetings, bottle of wine  
**C** **C7** **F**  
 If I've been out 'til quarter to three, would you lock the door  
**F** **Fm** **C** **A7**  
 Will you still need me, will you still feed me  
**D7** **G7** **C**  
 When I'm sixty-four

**Am** **G** **Am** **E**  
 Hm, hm , - - - H, hm , - - - You'll be older too  
**Am** **Dm** **F** **G7** **C**  
 Ah, and if you say the word, I could stay with you

**C** **G7**  
 I could be handy mending a fuse when your lights have gone  
**G7**  
 You can knit a sweater by the fireside,  
**G7** **C**  
 Sunday mornings go for a ride  
**C** **C7** **F**  
 Doing the garden, digging the weeds, who could ask for more  
**F** **Fm** **C** **A7**  
 Will you still need me, will you still feed me  
**D7** **G7** **C**  
 When I'm sixty-four

**Am**  
 Every summer we can rent a cottage  
**G** **Am**  
 On the Isle of Wight if it's not too dear  
**Am** **E**  
 We shall scrimp and save  
**Am** **Dm** **F** **G7** **C**  
 Ah, grandchildren on your knee; Vera, Chuck and Dave

**C** **G7**  
 Send me a postcard, drop me a line, stating point of view  
**G7** **C**  
 Indicate precisely what U mean to say, Yours sincerely wasting away  
**C** **C7** **F**  
 Give me your answer, fill in a form, mine forever more  
**F** **Fm** **C** **A7**  
 Will you still need me, will you still feed me  
**D7** **G7** **C**  
 When I'm sixty-four

## Chord Notation Variations

Symbol	Means	Example
(none)	maj	C → Cmaj
<b>ma</b>	maj	Cma7 → Cmaj7
<b>M</b>	maj	CM7 → Cmaj7
<b>Δ</b>	maj	CΔ7 → Cmaj7
<b>-</b>	m	C- → Cm
<b>mi</b>	m	Cmi → Cm
<b>aug</b>	+	Caug → C+
<b>+</b>	#5	C7+ → C7#5
<b>◦</b>	dim	C◦ → Cdim
<b>◉</b>	m7b5	C◉ → Cm7b5
<b>sus</b>	sus4	Csus → Csus4
<b><math>\frac{9}{6}</math></b>	6add9	C $\frac{9}{6}$ → C6add9
<b>+</b>	#	C7+9 → C7#9
<b>-</b>	b	C7-9 → C7b9

### Music Notation

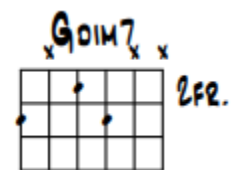
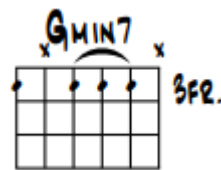
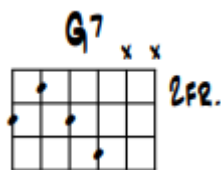
- / - single beat or strum
- % - repeat previous chord
- ||      || - start and end of section



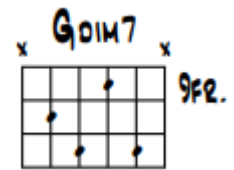
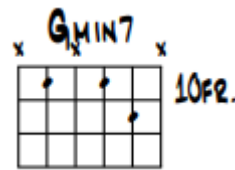
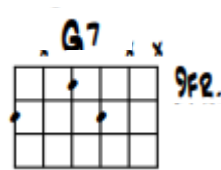
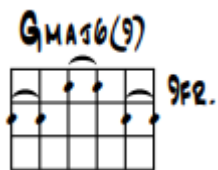
## Seven Swing Chord Shapes

The only seven shapes needed to play a swing tune in a major key

### Chords with roots on the 6<sup>th</sup> string



### Chords with roots on the 5<sup>th</sup> string



Same shape as Gdim7

To play other chords, shift the shape to the appropriate fret. Choose the shape so that you play between frets 3-10.

Root on 6 <sup>th</sup> fret	Root on 5 <sup>th</sup> fret
1 - F	1 - Bb
3 - G	3 - C
5 - A	5 - D
7 - B	7 - E
8 - C	8 - F
10 - D	10 - G